

























Appendix I

RALLY CONTROL SIGNS (Diameter of signs: about 70 cm)

Dir	Control Type	CONTROL ZONE			Dir
⇨	PASSAGE CONTROL	<p>YELLOW SIGNS Beginning Of Control Zone</p> 	<p>RED SIGNS Compulsory Stop</p>  <p>PC</p>	<p>BEIGE SIGNS End Of Control Zone</p> 	⇨
		← → 25 m		← 25 m →	
⇨	TIME CONTROL		 <p>TC</p>		⇨
		← → 25 m		← 25 m →	
⇨	TIME CONTROL AND SS START		 <p>TC</p>	 <p>25 m ← → SSS</p>	⇨
		← → 25 m	← → 50 m. Min.	← → 25 m SSS	
⇨	END OF SS			 <p>100 - ← → 300 m</p> <p>25 m ← → SSF</p>	⇨
		← → 100 m		← → 25 m SSF	
		FLYING FINISH NON-STOP			

All distances are approximate.

New standard FIA rally signs		
TIME CONTROL	SPECIAL STAGE START	SPECIAL STAGE FINISH
		
Pre Sign Yellow Control Sign RED	Control sign RED	Pre Sign Yellow Control Sign RED
SPECIAL STAGE STOP CONTROL	END OF CONTROL ZONE	PASSAGE CONTROL
		
Control sign RED	End Of Control BEIGE	Pre Sign YELLOW Control sign RED
REFUEL ZONE START	REFUEL ZONE END	RADIO COMMUNICATION POINT
		
Zone start BLUE	Zone finish BLUE	Pre Sign YELLOW Radio point sign BLUE
SAFETY MEDICAL POINT	TYRE MARKING	TYRE MARK CHECKING
		
Pre sign YELLOW Medical point sign BLUE	Sign Blue Marker pen RED	Sign BLUE Magnifier RED